

637 8.1 Statistics by composer

Composer	#. movements	#. perfs.	duration (hrs)
Beethoven	162	3546	363.17
Chopin	156	1844	144.9
Bach	315	1329	62.33
Schumann	125	1178	65.06
Schubert	94	786	100.5
Mozart	61	717	75.52
Debussy	33	321	21.50
Rachmaninov	104	317	21.39
Ravel	22	256	25.04
Prokofiev	59	241	21.87
Liszt	40	207	26.36
Brahms	36	199	21.78
Scriabin	73	168	11.34
Tchaikovsky	37	106	9.22
Shostakovich	76	101	5.16
Mussorgsky	12	83	3.38
Haydn	24	78	7.86
Grieg	25	73	4.0
Handel	42	49	2.34
Scarlatti	23	39	3.0
Mendelssohn	26	37	1.67
Bartok	21	27	1.12
Frank	3	19	1.91
Webern	3	12	0.38
Hindemith	8	9	0.57
Total	11742	1580	1007.47

Table 5. Distribution of composers in ATEPP dataset.

Figure 7. Listening test score passages. From top to bottom: Q1-List, Q2-Debussy, Q3-Bach, Q4-Rachmaninov, Q5-Mozart.

638 8.2 Model Architectures

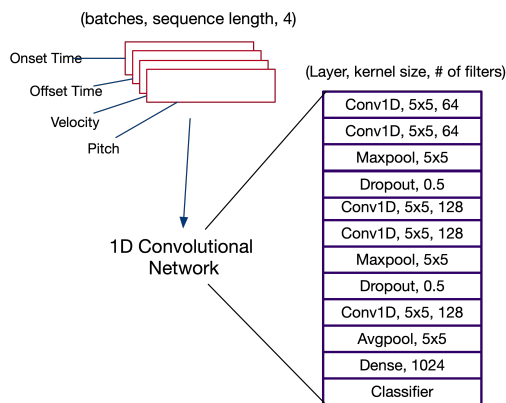


Figure 6. 1D convolutional network architecture for performer identification

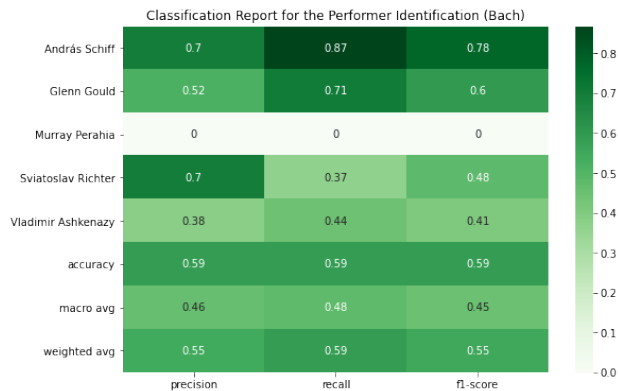
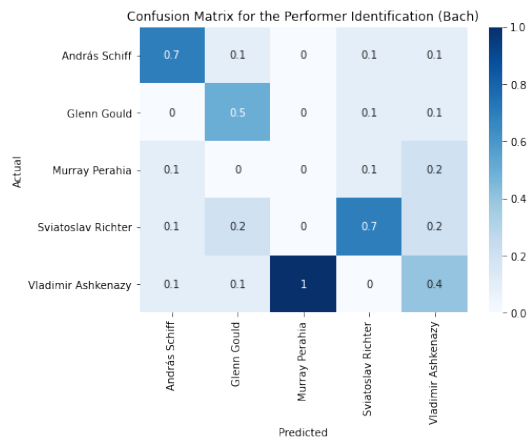
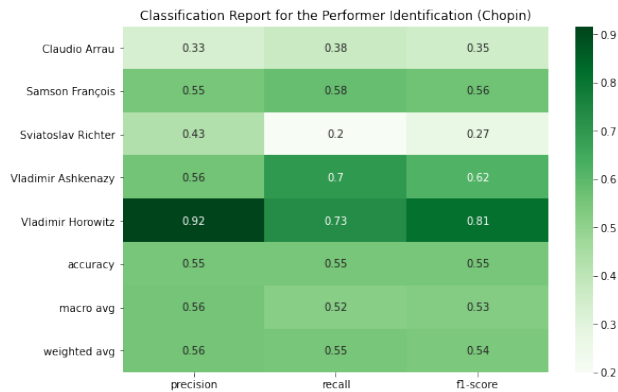
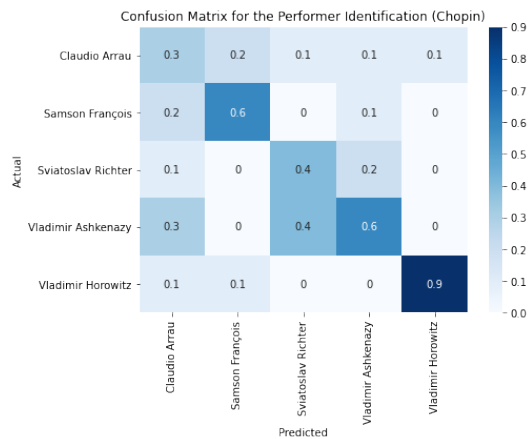
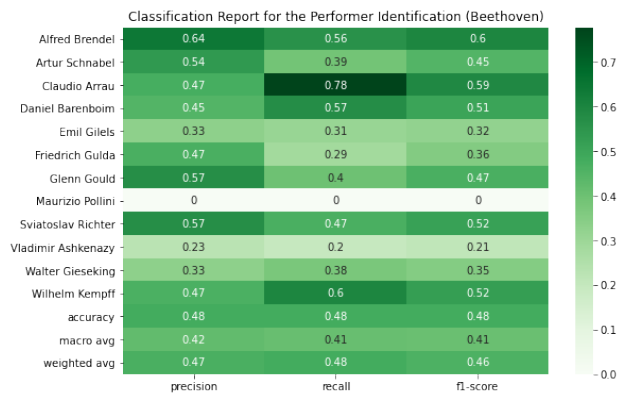
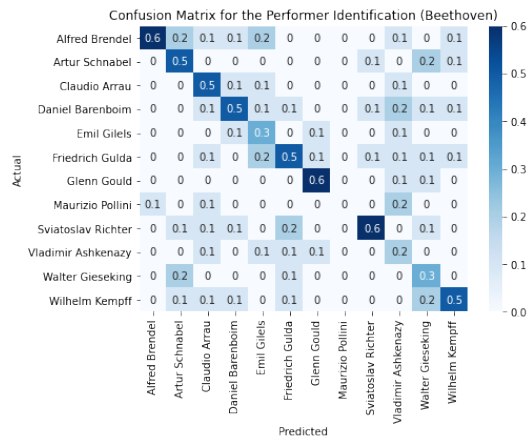
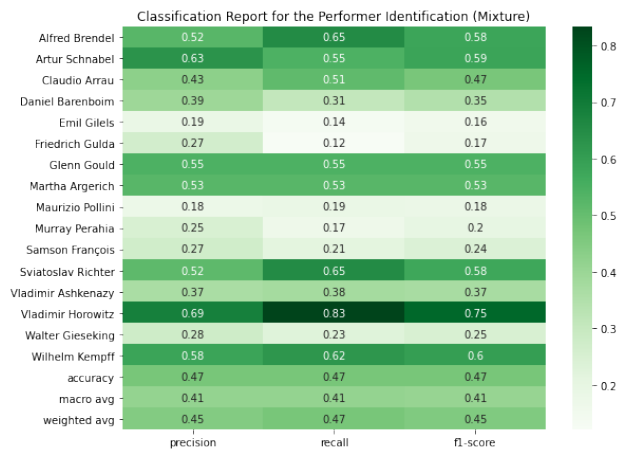
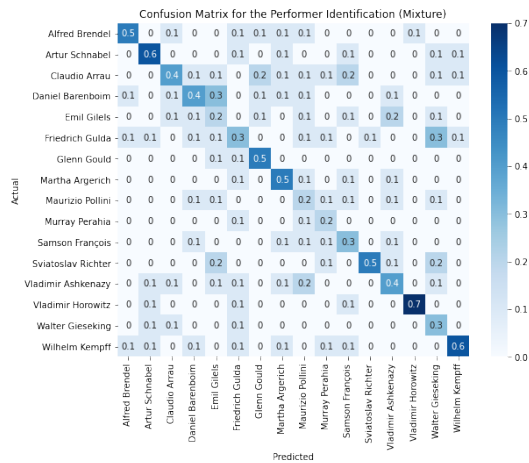


Figure 8. Confusion matrices for four subsets: Mixture, Beethoven, Chopin, and Bach

Figure 9. Classification scores for four subsets: Mixture, Beethoven, Chopin, and Bach